



Department of Zoology University of Delhi

Students' Experience Survey
Internal Quality Assurance Cell (IQAC)

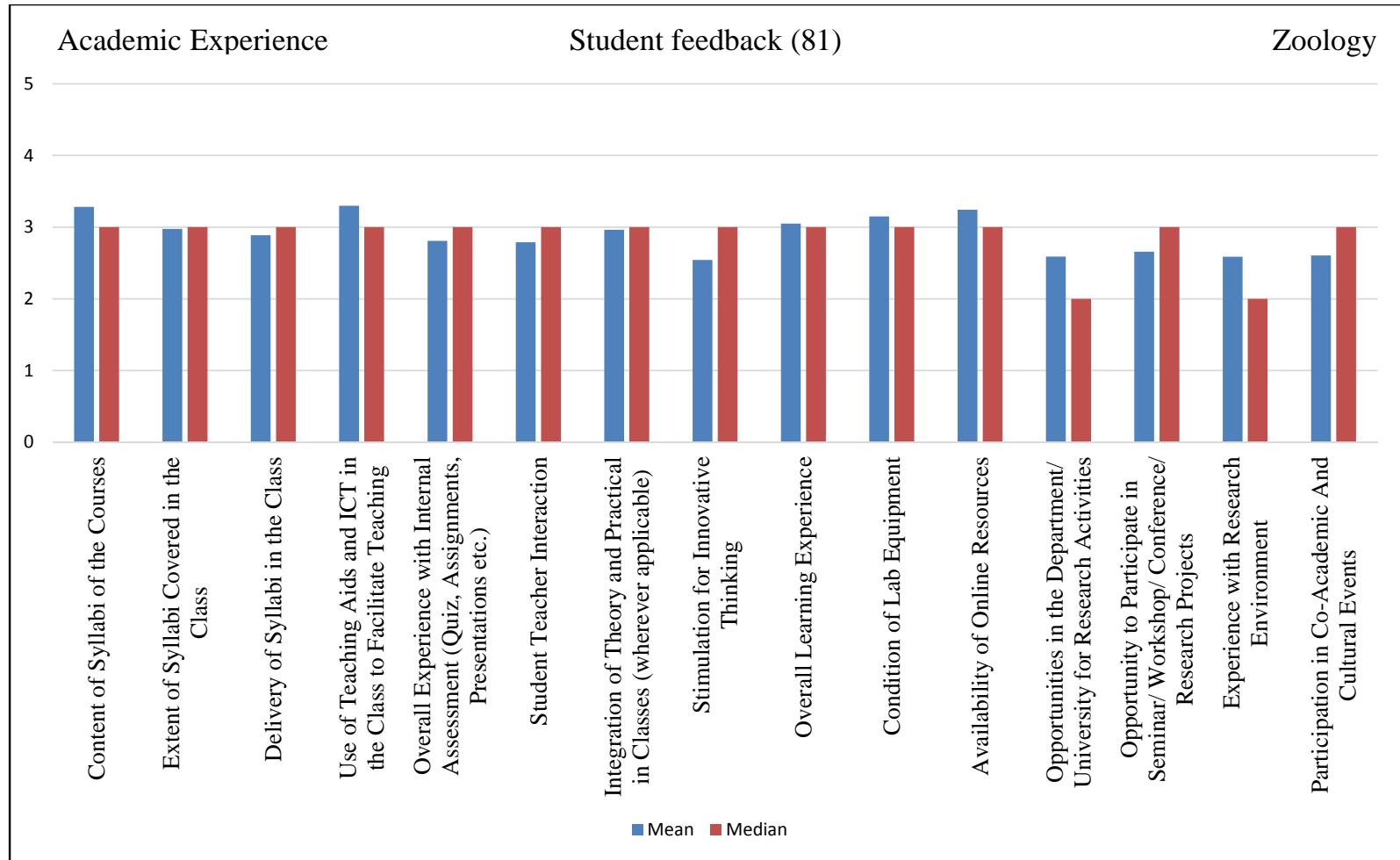
May-June 2016

Table of Contents

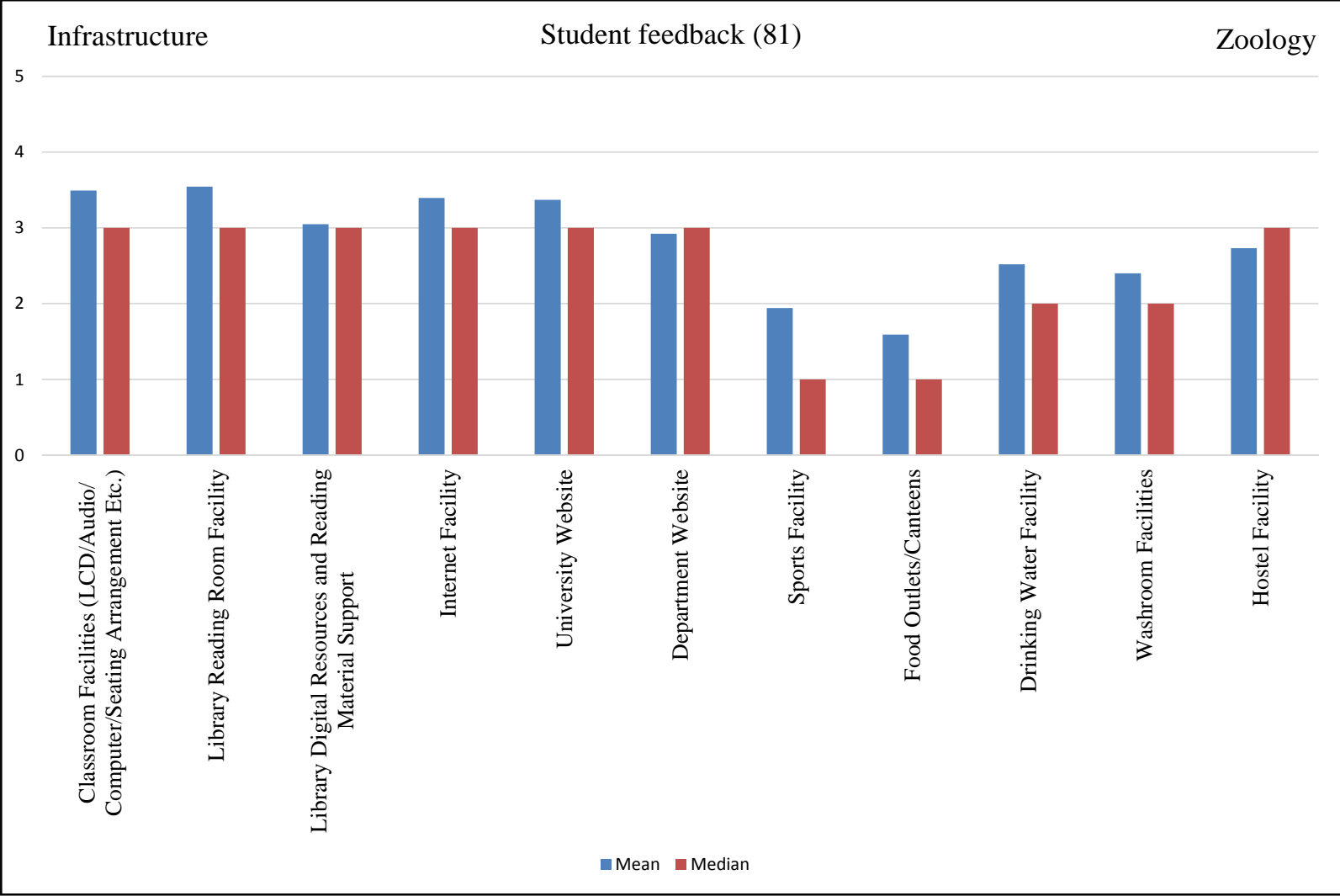
1.	Student Feedback: Bar Charts	
	<i>Academic Experience</i>	1
	<i>Infrastructure</i>	2
	<i>Support System</i>	3
	<i>Skills/Competencies Developed During Course of Study</i>	4
2.	Student Feedback (Arranged by Attendance): Bar Charts	
	<i>Academic Experience</i>	5
	<i>Infrastructure</i>	7
	<i>Support System</i>	9
	<i>Skills/Competencies Developed During Course of Study</i>	11
2.	Student Feedback: Pie Chart	
	<i>“Would you recommend this university to others?”</i>	13
3.	Table 1: Mean, Median, SD, Minimum, Maximum Value for Each Question	14
4.	Table 2: Frequency Distribution in Levels	17
5.	Table 3: Frequency Distribution in Percentage	20

Student Feedback

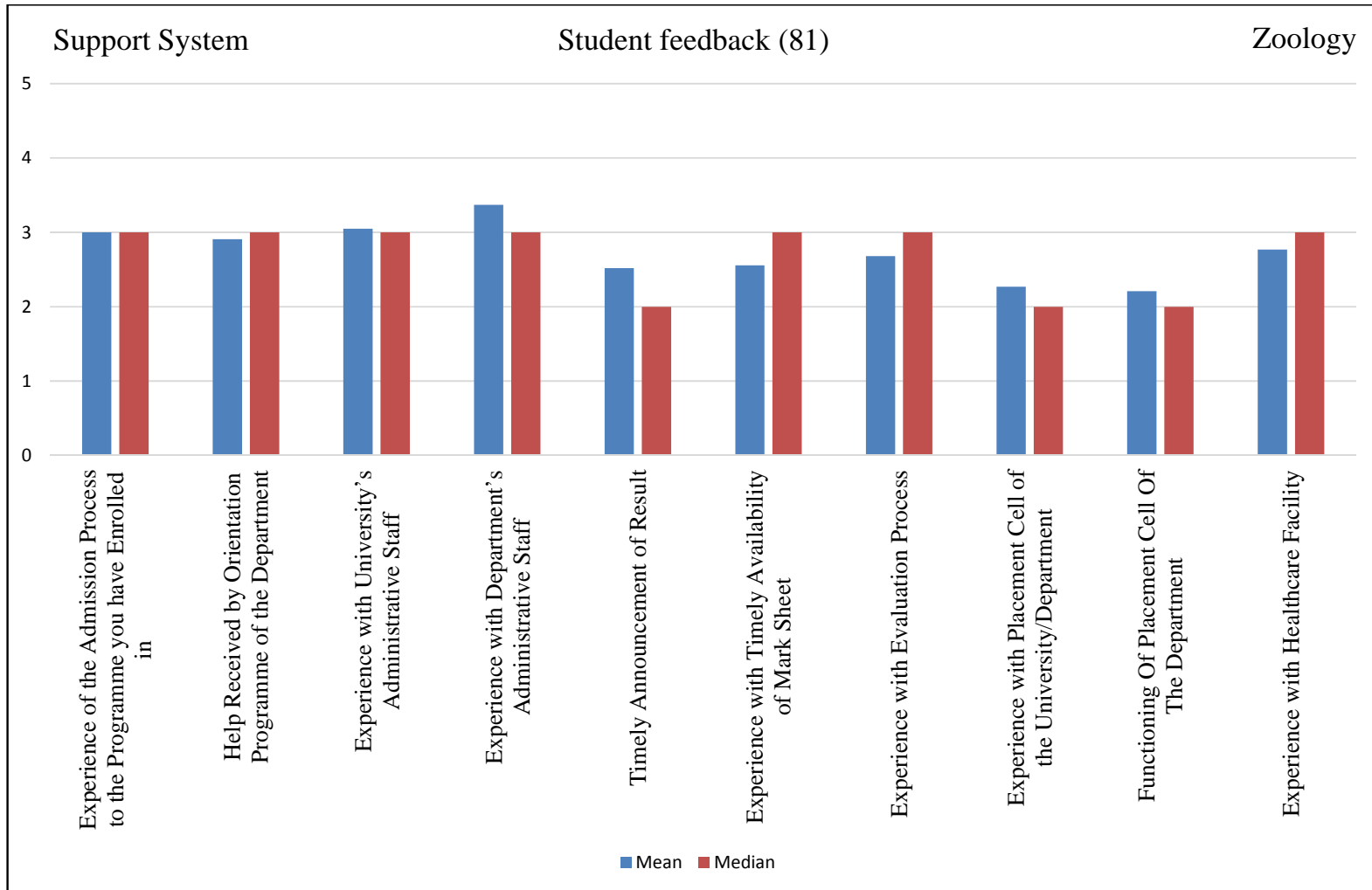
Academic Experience



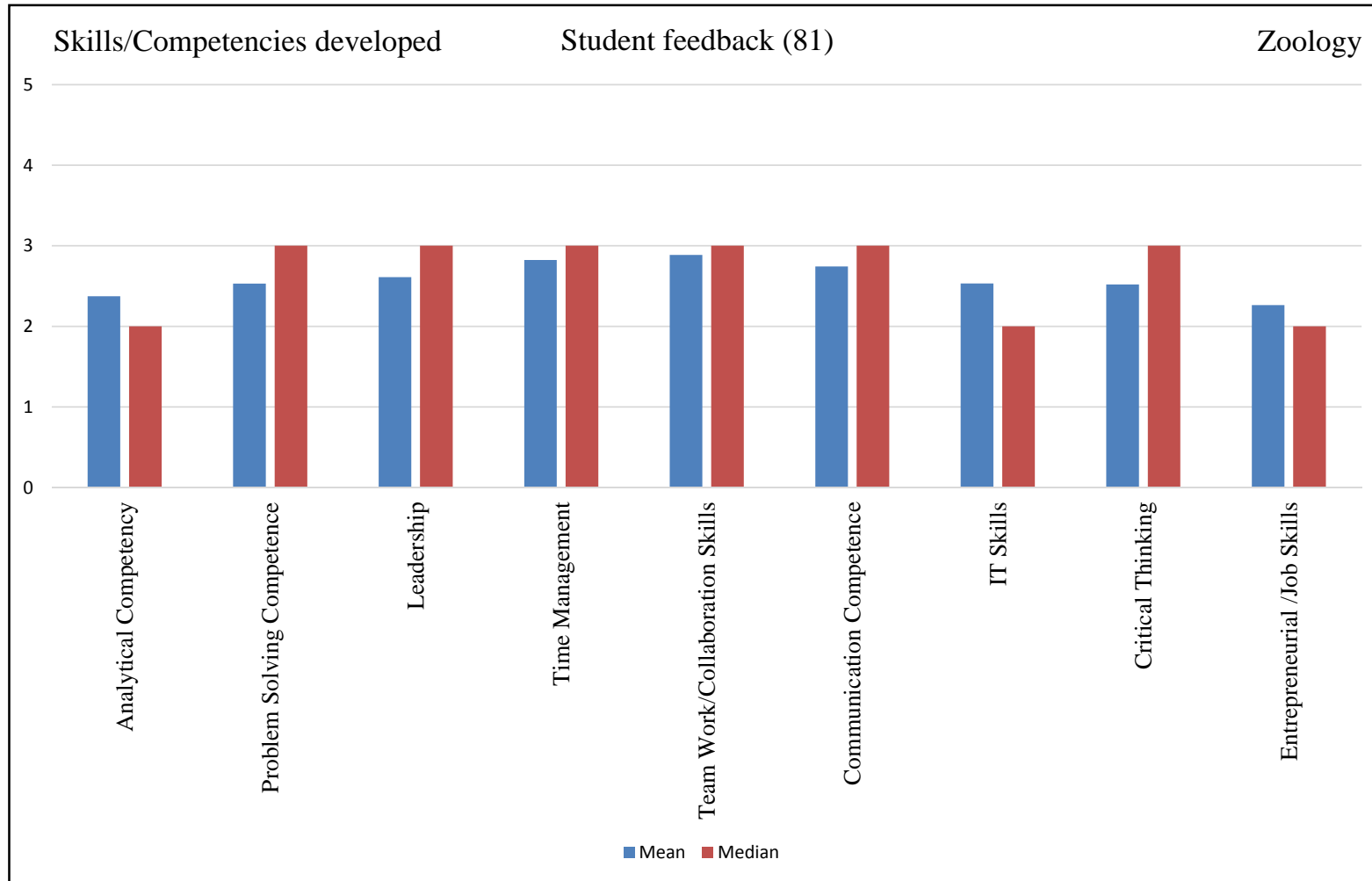
Infrastructure



Support System

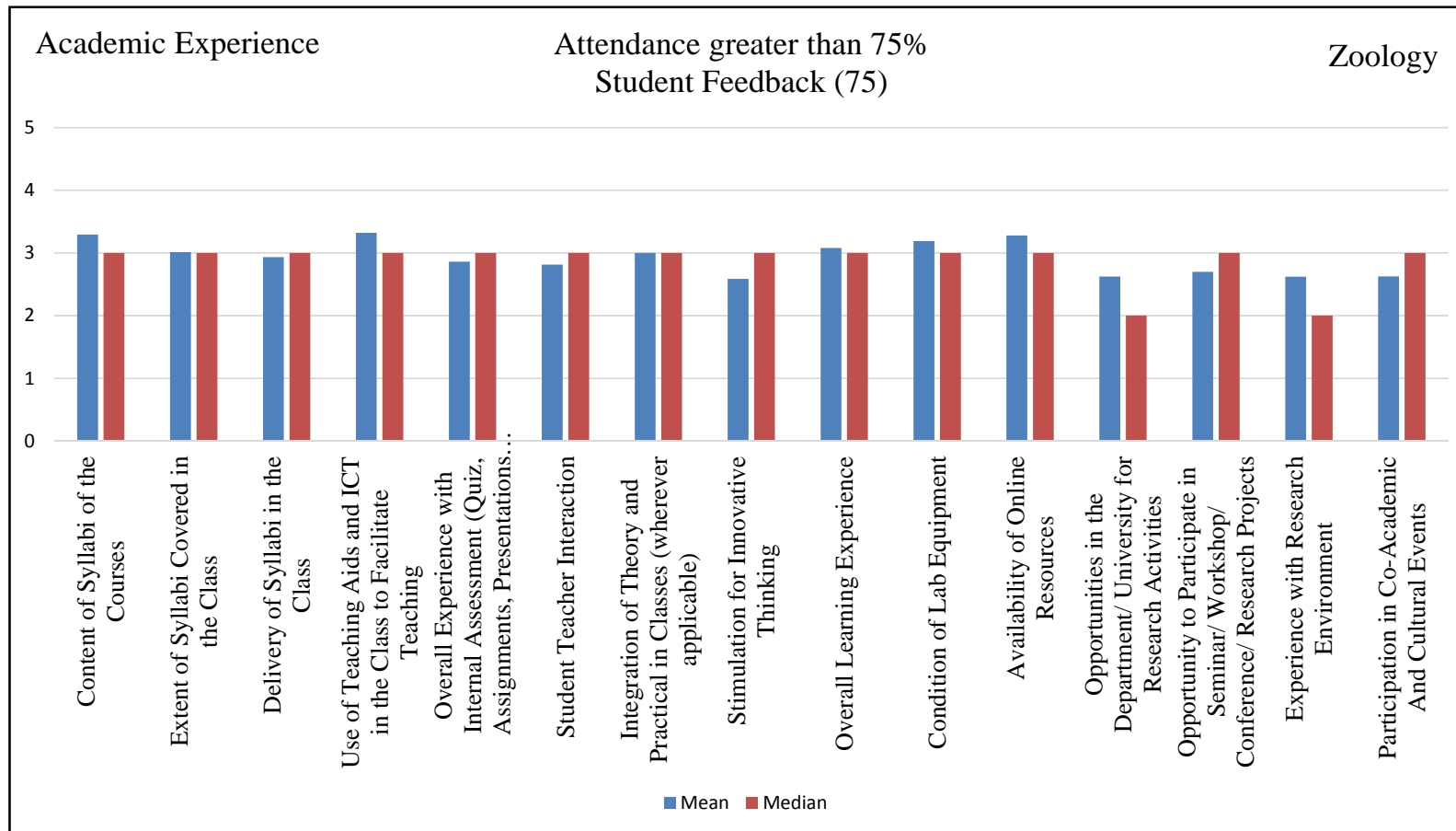


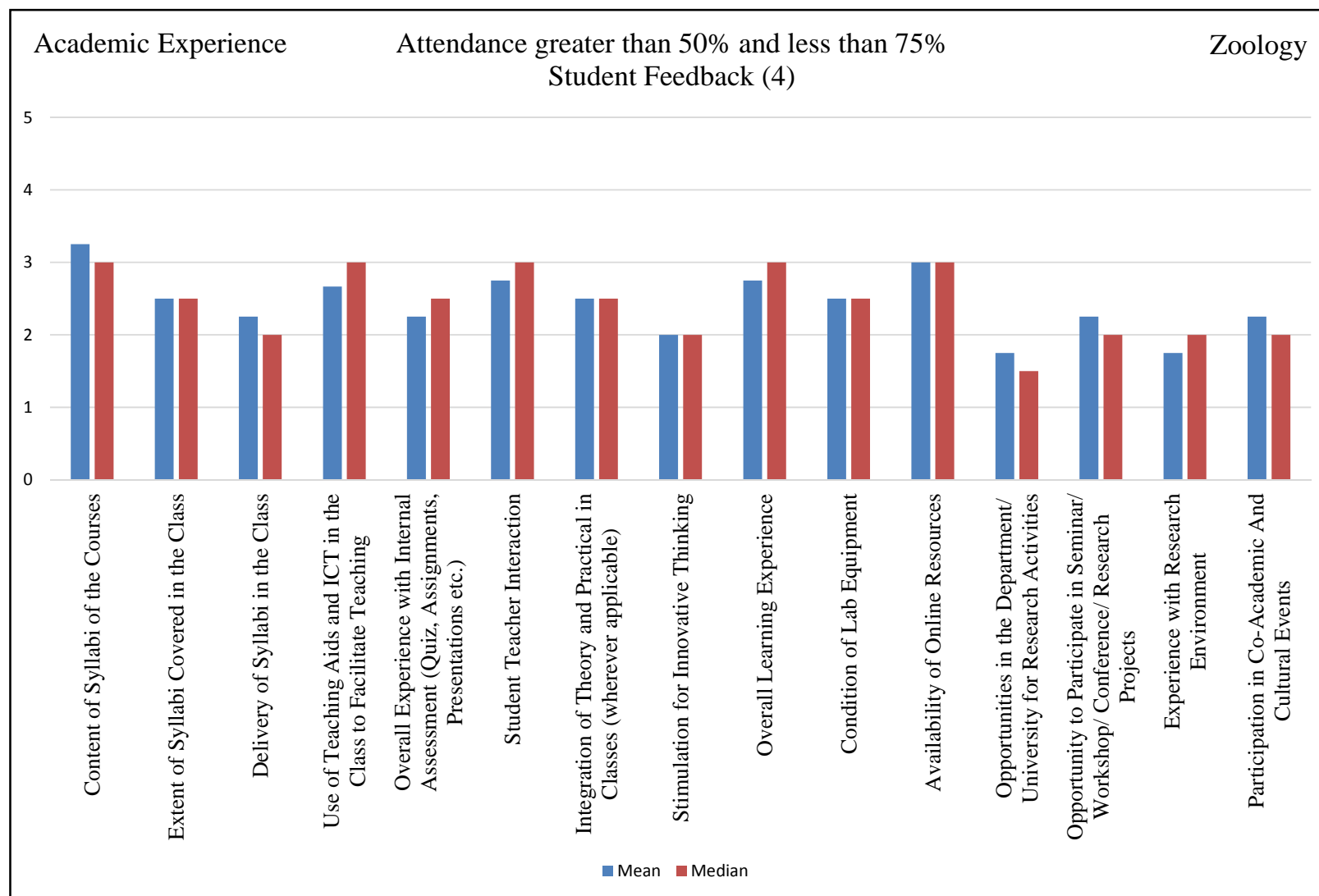
Skills/Competencies Developed During Course of Study



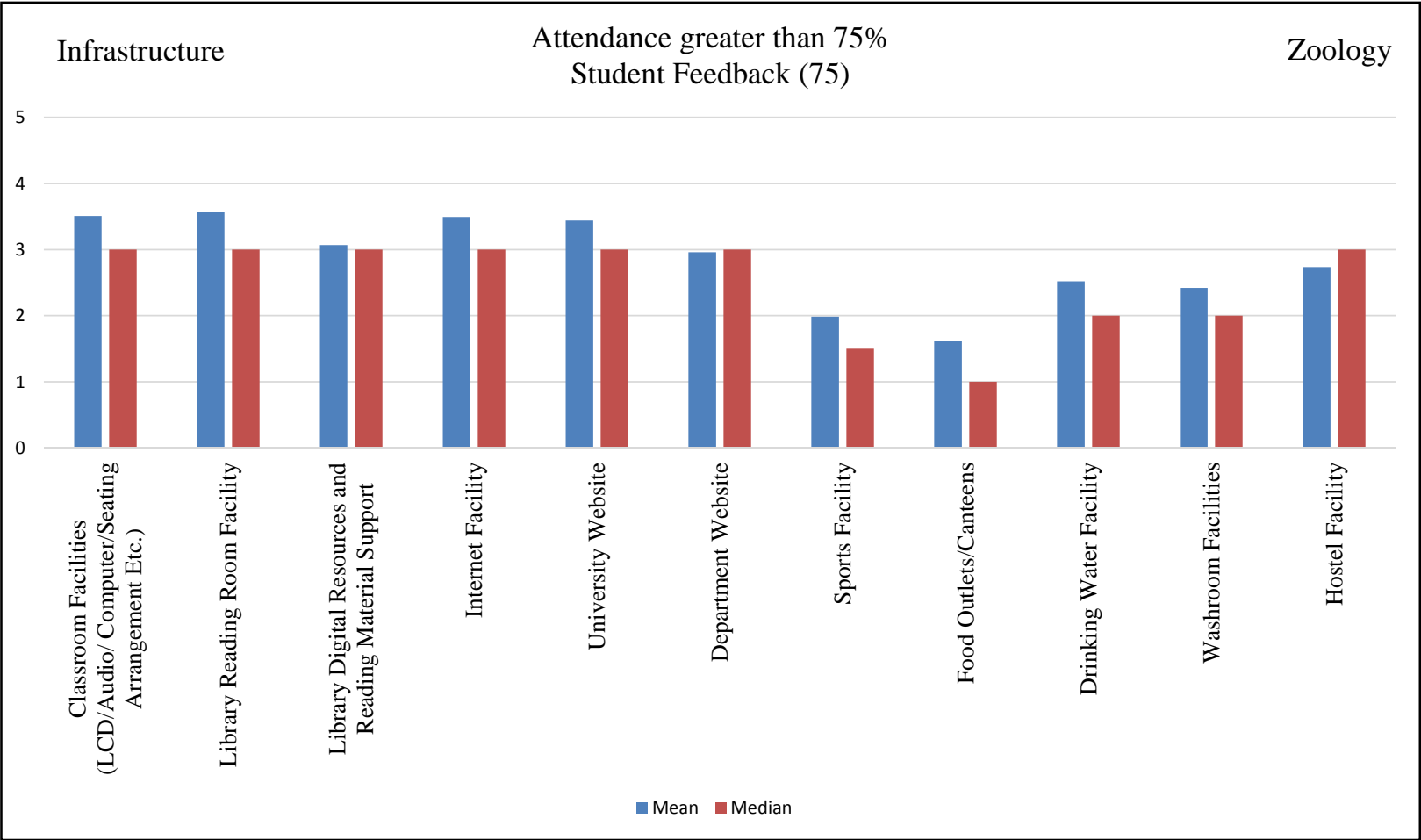
Student Feedback as per Attendance

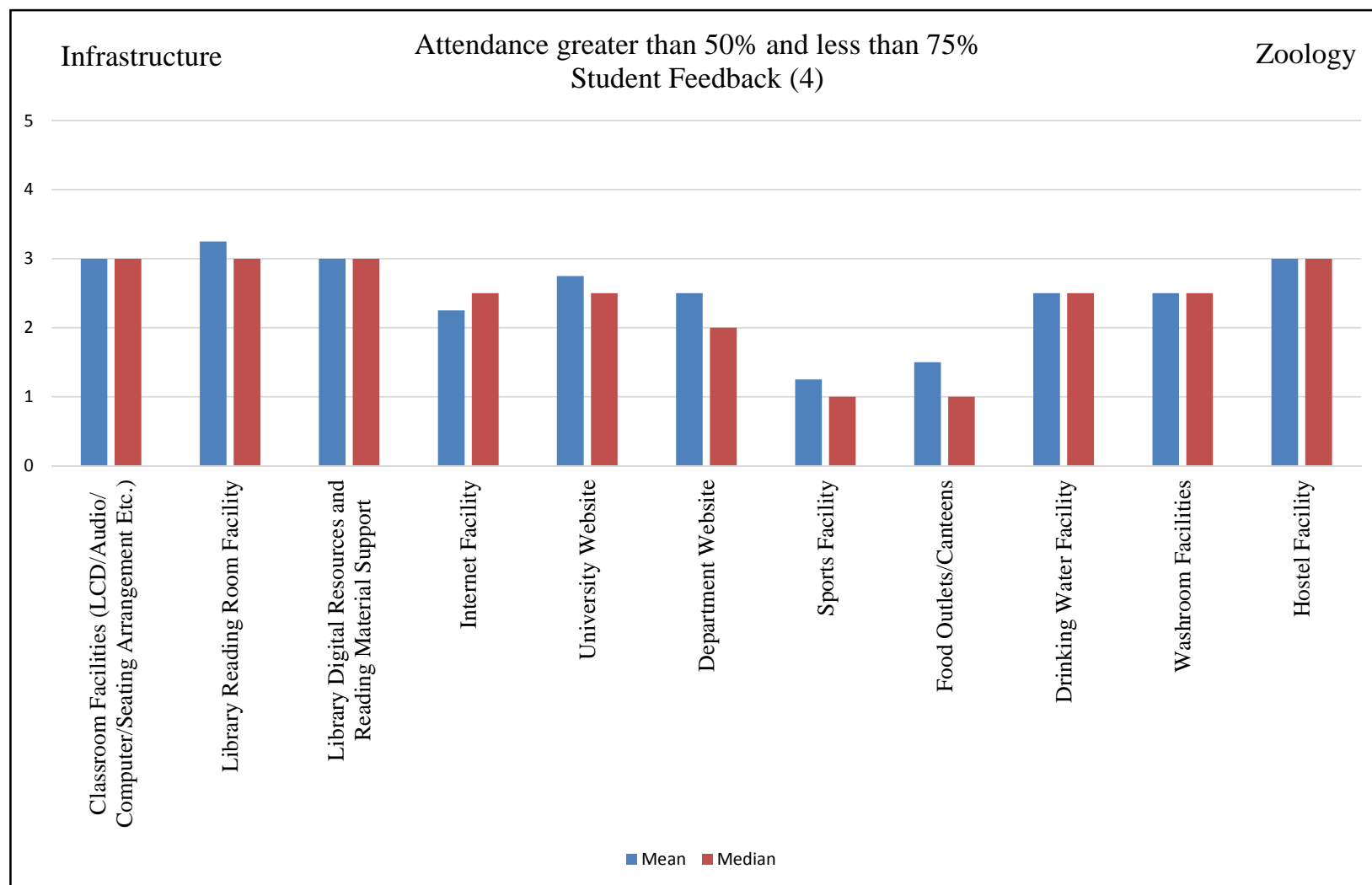
Academic Experience



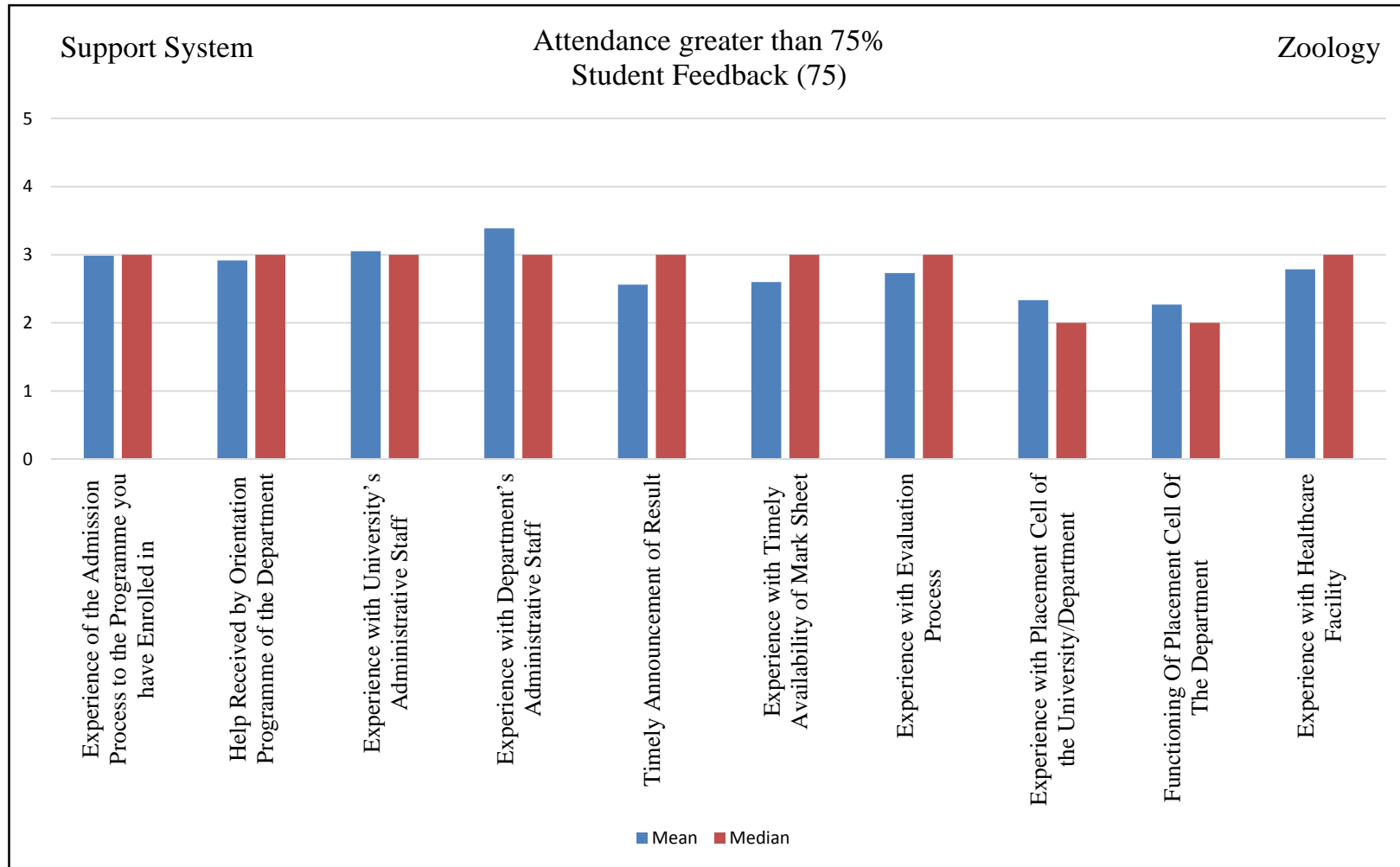


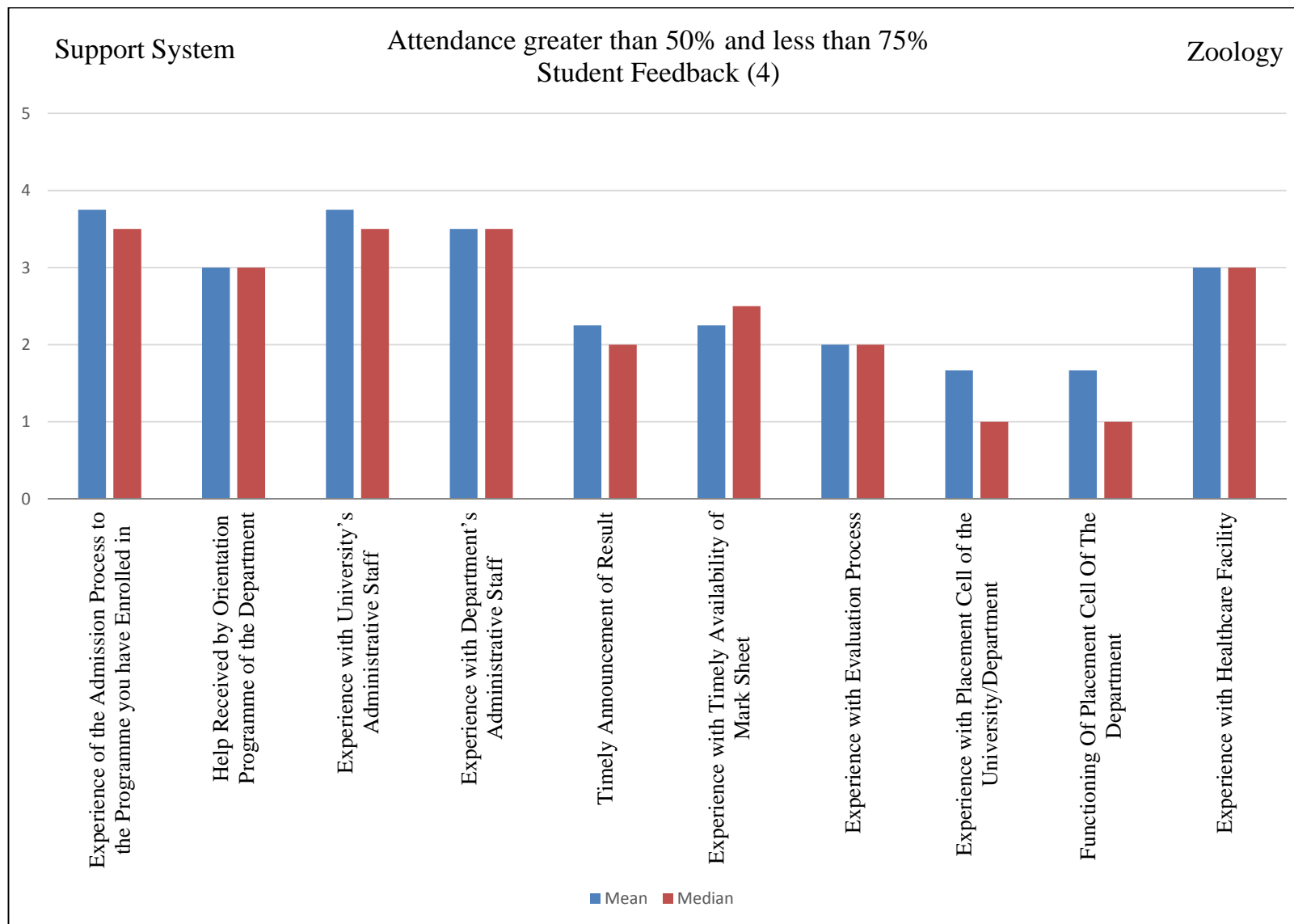
Infrastructure



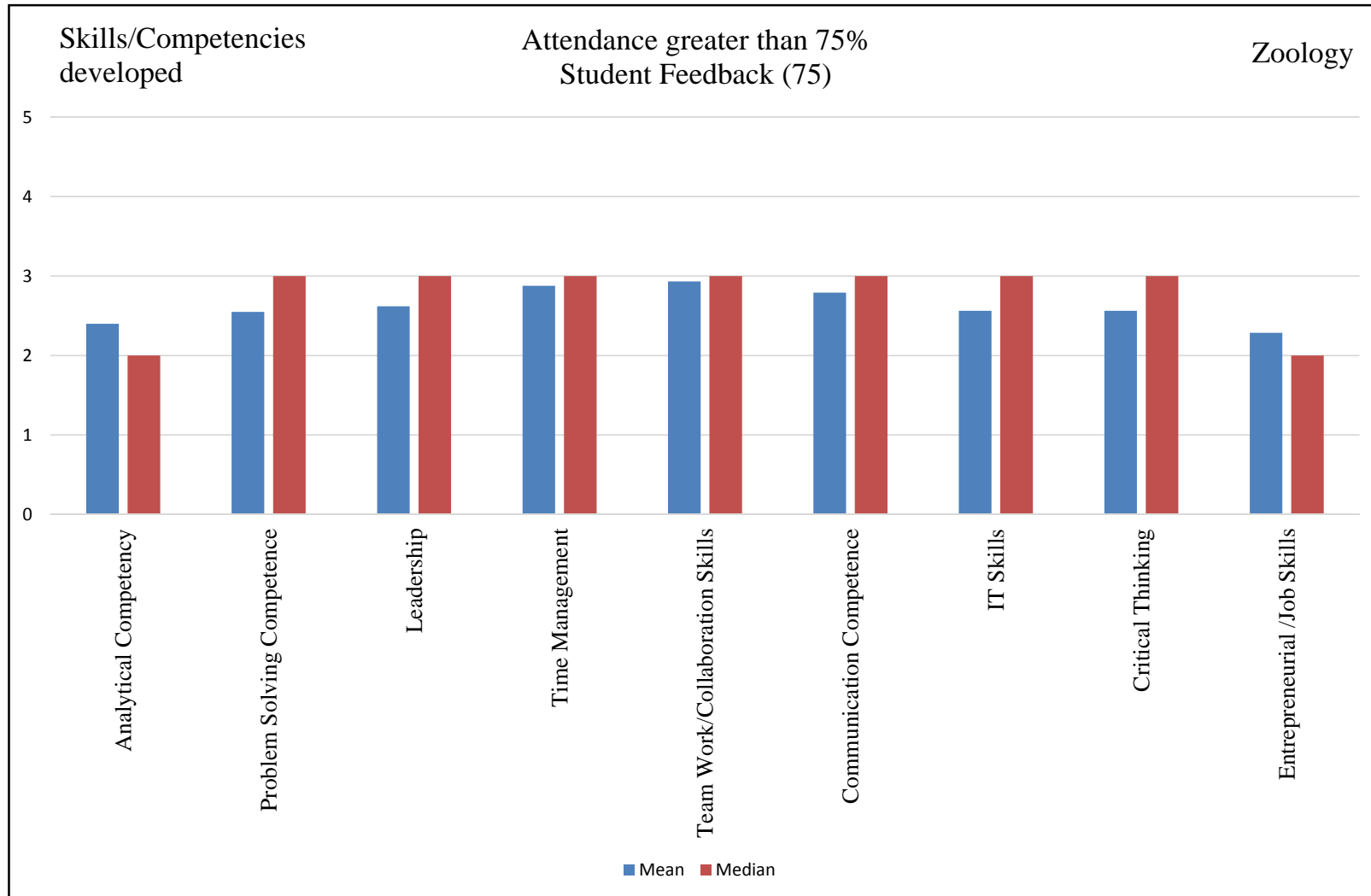


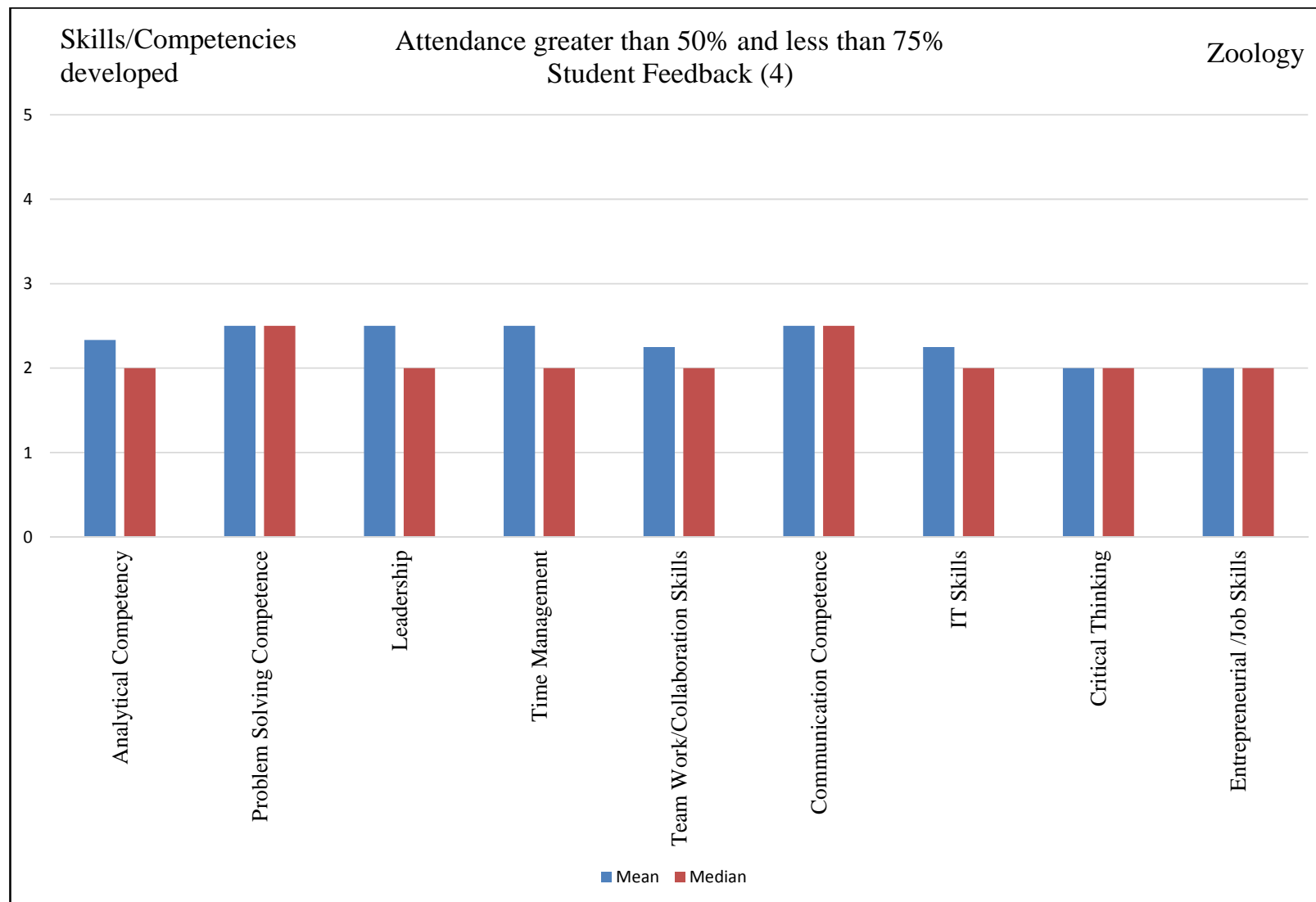
Support System





Skills/Competencies Developed during Course of Study





“Student Feedback on “Would you recommend this university to others?”

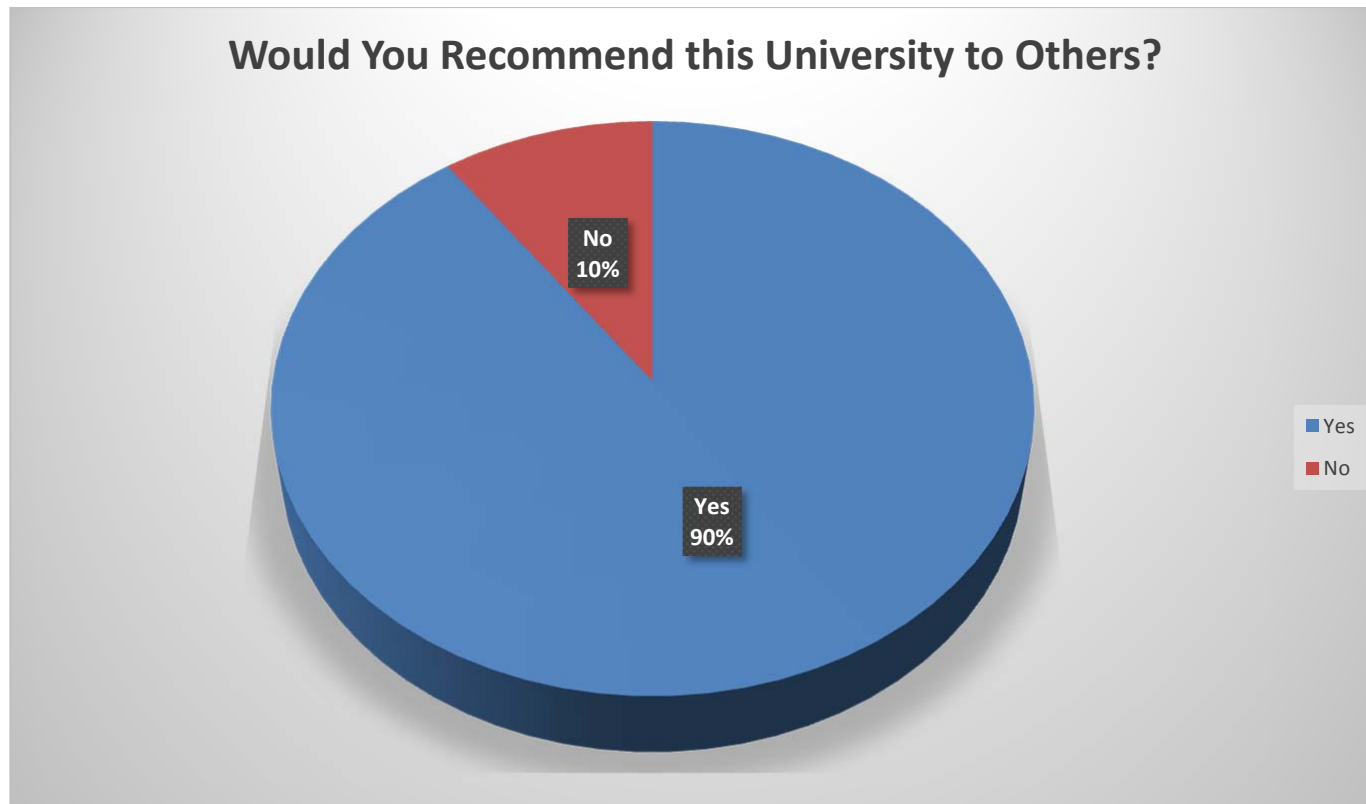


TABLE 1: Mean, Median, Standard Deviation, Minimum, Maximum Value for Each Question (N=81)

S.No	Category	Mean	Median	Standard Deviation	Minimum	Maximum
A.	Academic					
1	Content of Syllabi of the Courses	3.28	3	0.83	1	5
2	Extent of Syllabi Covered in the Class	2.98	3	0.90	1	5
3	Delivery of Syllabi in the Class	2.89	3	0.97	1	5
4	Use of Teaching Aids and ICT in the Class to Facilitate Teaching	3.30	3	0.95	1	5
5	Overall Experience with Internal Assessment (Quiz, Assignments, Presentations etc.)	2.81	3	1.01	1	5
6	Student Teacher Interaction	2.79	3	1.04	1	5
7	Integration of Theory and Practical in Classes (wherever applicable)	2.96	3	0.93	1	5
8	Stimulation for Innovative Thinking	2.54	3	1.09	1	5
9	Overall Learning Experience	3.05	3	1.03	1	5
10	Condition of Lab Equipment	3.15	3	1.03	1	5
11	Availability of Online Resources	3.24	3	1.17	1	5
12	Opportunities in the Department/ University for Research Activities	2.59	2	1.11	1	5
13	Opportunity to Participate in Seminar/ Workshop/ Conference/ Research Projects	2.66	3	1.00	1	5
14	Experience with Research Environment	2.59	2	1.15	1	5
15	Participation in Co-Academic And Cultural Events	2.60	3	0.93	1	5
	Overall	2.90				
B.	Infrastructure					
16	Classroom Facilities (LCD/Audio/ Computer/Seating Arrangement Etc.)	3.49	3	0.98	1	5
17	Library Reading Room Facility	3.54	3	0.96	1	5
18	Library Digital Resources and Reading Material Support	3.05	3	1.14	1	5
19	Internet Facility	3.40	3	1.20	1	5
20	University Website	3.37	3	0.95	1	5
21	Department Website	2.92	3	1.12	1	5

S.No	Category	Mean	Median	Standard Deviation	Minimum	Maximum
22	Sports Facility	1.94	1	1.10	1	5
23	Food Outlets/Canteens	1.59	1	1.04	1	5
24	Drinking Water Facility	2.52	2	1.04	1	5
25	Washroom Facilities	2.40	2	1.01	1	5
26	Hostel Facility	2.73	3	1.26	1	5
	Overall	2.81				
C.	Support System					
27	Experience of the Admission Process to the Programme you have Enrolled in	3.00	3	1.01	1	5
28	Help Received by Orientation Programme of the Department	2.91	3	0.86	1	5
29	Experience with University's Administrative Staff	3.05	3	1.04	1	5
30	Experience with Department's Administrative Staff	3.37	3	0.96	1	5
31	Timely Announcement of Result	2.52	2	1.01	1	5
32	Experience with Timely Availability of Mark Sheet	2.56	3	0.93	1	5
33	Experience with Evaluation Process	2.68	3	0.95	1	5
34	Experience with Placement Cell of the University/Department	2.27	2	1.04	1	5
35	Functioning Of Placement Cell Of The Department	2.21	2	1.03	1	5
36	Experience with Healthcare Facility	2.77	3	1.21	1	5
	Overall	2.73				
D.	Skills/Competencies Developed During Course of Study					
37	Analytical Competency	2.37	2	0.88	1	5
38	Problem Solving Competence	2.53	3	0.84	1	5
39	Leadership	2.61	3	0.96	1	5
40	Time Management	2.82	3	1.03	1	5
41	Team Work/Collaboration Skills	2.89	3	0.98	1	5
42	Communication Competence	2.74	3	0.94	1	5
43	IT Skills	2.53	2	1.12	1	5

S.No	Category	Mean	Median	Standard Deviation	Minimum	Maximum
44	Critical Thinking	2.52	3	1.05	1	5
45	Entrepreneurial /Job Skills	2.26	2	1.06	1	5
	Overall	2.58				
E.	Overall University Experience					
46	Your Overall Academic Experience	3.32	3	0.99	1	5

TABLE 2: Frequency Distribution in Levels (N=81)

S.No	Category	Below Average	Average	Good	Very Good	Excellent	Don't Know	Not Applicable
A.	Academic							
1	Content of Syllabi of the Courses	2	9	39	26	5	0	0
2	Extent of Syllabi Covered in the Class	2	25	30	21	3	0	0
3	Delivery of Syllabi in the Class	8	17	33	20	2	0	0
4	Use of Teaching Aids and ICT in the Class to Facilitate Teaching	3	11	30	26	7	0	0
5	Overall Experience with Internal Assessment (Quiz, Assignments, Presentations etc.)	11	14	34	17	2	0	0
6	Student Teacher Interaction	12	15	35	16	3	0	0
7	Integration of Theory and Practical in Classes (wherever applicable)	4	21	32	20	3	0	0
8	Stimulation for Innovative Thinking	16	23	28	10	4	0	0
9	Overall Learning Experience	5	21	25	25	5	0	0
10	Condition of Lab Equipment	4	16	33	18	9	0	0
11	Availability of Online Resources	4	18	27	13	16	0	0
12	Opportunities in the Department/ University for Research Activities	12	30	19	12	5	2	0
13	Opportunity to Participate in Seminar/ Workshop/ Conference/ Research Projects	12	20	32	13	2	1	0
14	Experience with Research Environment	15	28	15	19	3	1	0
15	Participation in Co-Academic And Cultural Events	8	31	29	11	2	0	0
B.	Infrastructure							
16	Classroom Facilities (LCD/Audio/ Computer/Seating Arrangement Etc.)	2	8	34	22	15	0	0
17	Library Reading Room Facility	1	8	34	22	16	0	0
18	Library Digital Resources and Reading Material Support	7	21	23	21	9	0	0

S.No	Category	Below Average	Average	Good	Very Good	Excellent	Don't Know	Not Applicable
19	Internet Facility	9	3	35	15	19	0	0
20	University Website	1	13	33	23	11	0	0
21	Department Website	8	21	25	17	7	2	0
22	Sports Facility	35	11	16	6	1	3	8
23	Food Outlets/Canteens	51	4	12	2	2	1	8
24	Drinking Water Facility	12	33	22	10	4	0	0
25	Washroom Facilities	17	27	24	11	1	0	0
26	Hostel Facility	15	5	20	12	4	8	14
C.	Support System							
27	Experience of the Admission Process to the Programme you have Enrolled in	4	22	31	16	7	0	0
28	Help Received by Orientation Programme of the Department	4	17	40	12	3	3	1
29	Experience with University's Administrative Staff	6	18	29	22	6	0	0
30	Experience with Department's Administrative Staff	2	12	31	26	10	0	0
31	Timely Announcement of Result	14	27	25	14	1	0	0
32	Experience with Timely Availability of Mark Sheet	12	24	34	10	1	0	0
33	Experience with Evaluation Process	9	21	32	11	2	4	2
34	Experience with Placement Cell of the University/Department	20	25	20	7	2	6	1
35	Functioning Of Placement Cell Of The Department	23	24	20	8	1	5	0
36	Experience with Healthcare Facility	12	18	19	14	6	5	7
D.	Skills/Competencies Developed During Course of Study							
37	Analytical Competency	12	30	27	5	1	2	1
38	Problem Solving Competence	9	27	36	6	1	1	0
39	Leadership	9	27	28	11	2	1	0
40	Time Management	9	22	23	24	1	0	0
41	Team Work/Collaboration Skills	6	21	32	16	4	0	0
42	Communication Competence	9	19	34	15	1	1	0

S.No	Category	Below Average	Average	Good	Very Good	Excellent	Don't Know	Not Applicable
43	IT Skills	16	23	23	11	4	1	0
44	Critical Thinking	17	16	34	7	3	1	0
45	Entrepreneurial /Job Skills	22	24	19	10	1	3	1
E.	Overall University Experience							
46	Your Overall Academic Experience	3	13	24	29	7	0	0

TABLE 3: Frequency Distribution in Percentage (N=81)

S.No	Category	Below Average	Average	Good	Very Good	Excellent	Don't Know	Not Applicable
A.	Academic							
1	Content of Syllabi of the Courses	2.47	11.11	48.15	32.1	6.17	0	0
2	Extent of Syllabi Covered in the Class	2.47	30.86	37.04	25.93	3.7	0	0
3	Delivery of Syllabi in the Class	10	21.25	41.25	25	2.5	0	0
4	Use of Teaching Aids and ICT in the Class to Facilitate Teaching	3.9	14.29	38.96	33.77	9.09	0	0
5	Overall Experience with Internal Assessment (Quiz, Assignments, Presentations etc.)	14.1	17.95	43.59	21.79	2.56	0	0
6	Student Teacher Interaction	14.81	18.52	43.21	19.75	3.7	0	0
7	Integration of Theory and Practical in Classes (wherever applicable)	5	26.25	40	25	3.75	0	0
8	Stimulation for Innovative Thinking	19.75	28.4	34.57	12.35	4.94	0	0
9	Overall Learning Experience	6.17	25.93	30.86	30.86	6.17	0	0
10	Condition of Lab Equipment	5	20	41.25	22.5	11.25	0	0
11	Availability of Online Resources	5.13	23.08	34.62	16.67	20.51	0	0
12	Opportunities in the Department/ University for Research Activities	15	37.5	23.75	15	6.25	2.5	0
13	Opportunity to Participate in Seminar/ Workshop/ Conference/ Research Projects	15	25	40	16.25	2.5	1.25	0
14	Experience with Research Environment	18.52	34.57	18.52	23.46	3.7	1.23	0
15	Participation in Co-Academic And Cultural Events	9.88	38.27	35.8	13.58	2.47	0	0
B.	Infrastructure							
16	Classroom Facilities (LCD/Audio/ Computer/Seating Arrangement Etc.)	2.47	9.88	41.98	27.16	18.52	0	0
17	Library Reading Room Facility	1.23	9.88	41.98	27.16	19.75	0	0
18	Library Digital Resources and Reading Material Support	8.64	25.93	28.4	25.93	11.11	0	0
19	Internet Facility	11.11	3.7	43.21	18.52	23.46	0	0

S.No	Category	Below Average	Average	Good	Very Good	Excellent	Don't Know	Not Applicable
20	University Website	1.23	16.05	40.74	28.4	13.58	0	0
21	Department Website	10	26.25	31.25	21.25	8.75	2.5	0
22	Sports Facility	43.75	13.75	20	7.5	1.25	3.75	10
23	Food Outlets/Canteens	63.75	5	15	2.5	2.5	1.25	10
24	Drinking Water Facility	14.81	40.74	27.16	12.35	4.94	0	0
25	Washroom Facilities	21.25	33.75	30	13.75	1.25	0	0
26	Hostel Facility	19.23	6.41	25.64	15.38	5.13	10.26	17.95
C.	Support System							
27	Experience of the Admission Process to the Programme you have Enrolled in	5	27.5	38.75	20	8.75	0	0
28	Help Received by Orientation Programme of the Department	5	21.25	50	15	3.75	3.75	1.25
29	Experience with University's Administrative Staff	7.41	22.22	35.8	27.16	7.41	0	0
30	Experience with Department's Administrative Staff	2.47	14.81	38.27	32.1	12.35	0	0
31	Timely Announcement of Result	17.28	33.33	30.86	17.28	1.23	0	0
32	Experience with Timely Availability of Mark Sheet	14.81	29.63	41.98	12.35	1.23	0	0
33	Experience with Evaluation Process	11.11	25.93	39.51	13.58	2.47	4.94	2.47
34	Experience with Placement Cell of the University/Department	24.69	30.86	24.69	8.64	2.47	7.41	1.23
35	Functioning Of Placement Cell Of The Department	28.4	29.63	24.69	9.88	1.23	6.17	0
36	Experience with Healthcare Facility	14.81	22.22	23.46	17.28	7.41	6.17	8.64
D.	Skills/ Competencies Developed During Course of Study							
37	Analytical Competency	15.38	38.46	34.62	6.41	1.28	2.56	1.28
38	Problem Solving Competence	11.25	33.75	45	7.5	1.25	1.25	0
39	Leadership	11.54	34.62	35.9	14.1	2.56	1.28	0
40	Time Management	11.39	27.85	29.11	30.38	1.27	0	0
41	Team Work/Collaboration Skills	7.59	26.58	40.51	20.25	5.06	0	0
42	Communication Competence	11.39	24.05	43.04	18.99	1.27	1.27	0
43	IT Skills	20.51	29.49	29.49	14.1	5.13	1.28	0

S.No	Category	Below Average	Average	Good	Very Good	Excellent	Don't Know	Not Applicable
44	Critical Thinking	21.79	20.51	43.59	8.97	3.85	1.28	0
45	Entrepreneurial /Job Skills	27.5	30	23.75	12.5	1.25	3.75	1.25
E.	Overall University Experience							
46	Your Overall Academic Experience	3.95	17.11	31.58	38.16	9.21	0	0